



ROCKFACE WALL CLADDING



amssurfaces.com.au

ROCKFACE WALL CLADDING



Elevate Your Space with our Stone Wall Cladding

Our rockface stone wall cladding products bring the raw, organic beauty of nature to your architectural designs. Each stone is uniquely selected for its natural texture, depth, and rich colour variations, creating an eye-catching, natural aesthetic. This cladding integrates seamlessly with landscapes, enhancing the visual harmony between built and natural environments.



Achieve Precision with Geometric Stone Wall Cladding

For a more structured and modern look, our geometric stone wall cladding offers precision and elegance. These stones are meticulously cut into uniform shapes and sizes, providing a clean, contemporary finish that highlights architectural lines. Perfect for both interior and exterior applications, geometric cladding creates a sophisticated backdrop that complements any design scheme.

Versatile and Customizable Cladding Solutions

Our rockface stone wall cladding products are designed to meet diverse aesthetic needs. With options to adjust grout colour and spacing, you can personalize the design impact to suit your project's unique vision. Whether you seek the rugged charm of natural stone or the sleek precision of geometric patterns, our cladding solutions deliver unmatched beauty and durability.

ROCKFACE COLLECTION



Afytos
page 4



Akron
page 5



Gaia White
page 7



Golden Oak
page 9



Iron Stone
page 12



Latte
page 14



Light Grey Pearl
page 15



Mocca
page 19



Olympos
page 22



Pearl White
page 22



Pinko
page 24



Pouro
page 26



Stone Crow
page 27



Thassos
page 29

GEOMETRIC



**Halkidiki
Geometric**
page 10



**Light Grey Pearl
Geometric**
page 18



**Thassos
Geometric**
page 30

Afytos



unfilled joint

SIZING

WALLING

Sizes: available in random sizes up to 400mm

Thickness: ranging from 30mm to 50mm

Finish: Rockfaced at the front, sawn all sides and back

*Weight
(kg/m²)*

120

*Packing Details
(m²/crate)*

12

CORNERS


Sizes: available in random sizes up to 400mm

Thickness: ranging from 30-50mm

Shape: L shaped pieces

120

as required



Akron



SIZING

WALLING

Sizes: available in random sizes up to 400mm

Thickness: ranging from 30mm to 50mm

Finish: Rockfaced at the front, sawn all sides and back

*Weight
(kg/m²)*

*Packing Details
(m²/crate)*

120

12

CORNERS

Sizes: available in random sizes up to 400mm

Thickness: ranging from 30-50mm

Shape: L shaped pieces

120

as required





Akron filled joint



Akron unfilled joint

Gaia White



SIZING

WALLING

Sizes: available in random sizes up to 400mm

Thickness: ranging from 30mm to 50mm

Finish: Rockfaced at the front, sawn all sides and back

*Weight
(kg/m²)*

*Packing Details
(m²/crate)*

120

12

CORNERS


Sizes: available in random sizes up to 400mm

Thickness: ranging from 30-50mm

Shape: L shaped pieces

120

as required



Gaia White filled joint



Gaia White unfilled joint

Golden Oak



unfilled joint

SIZING

WALLING

Sizes: available in random sizes up to 400mm

Thickness: ranging from 30mm to 50mm

Finish: Rockfaced at the front, sawn all sides and back

*Weight
(kg/m²)*

*Packing Details
(m²/crate)*

120

12

CORNERS

Sizes: available in random sizes up to 400mm

Thickness: ranging from 30-50mm

Shape: L shaped pieces

120

as required



Halkidiki Geometric



SIZING

WALLING

Sizes: available in random sizes up to 400mm

Thickness: ranging from 30mm to 50mm

Finish: Rockfaced at the front, sawn all sides and back

*Weight
(kg/m²)*

*Packing Details
(m²/crate)*

120

12

CORNERS

Sizes: available in random sizes up to 400mm

Thickness: ranging from 30-50mm

Shape: L shaped pieces

120

as required



Halkidiki Geometric unfilled joint



Halkidiki Geometric filled joint



Iron Stone



SIZING

WALLING

Sizes: available in random sizes up to 400mm

Thickness: ranging from 30mm to 50mm

Finish: Rockfaced at the front, sawn all sides and back

*Weight
(kg/m²)*

*Packing Details
(m²/crate)*

120

12

CORNERS


Sizes: available in random sizes up to 400mm

Thickness: ranging from 30-50mm


Shape: L shaped pieces

120

as required



Iron Stone filled joint



Iron Stone unfilled joint

Latte



filled joint

SIZING

WALLING

Sizes: available in random sizes up to 400mm

Thickness: ranging from 30mm to 50mm

Finish: Rockfaced at the front, sawn all sides and back

*Weight
(kg/m²)*

120

*Packing Details
(m²/crate)*

12

CORNERS

Sizes: available in random sizes up to 400mm

Thickness: ranging from 30-50mm

Shape: L shaped pieces

120

as required



Light Grey Pearl



SIZING

WALLING

Sizes: available in random sizes up to 400mm

Thickness: ranging from 30mm to 50mm

Finish: Rockfaced at the front, sawn all sides and back

*Weight
(kg/m²)*

*Packing Details
(m²/crate)*

120

12

CORNERS

Sizes: available in random sizes up to 400mm

Thickness: ranging from 30-50mm

Shape: L shaped pieces

120

as required



Light Grey Pearl filled joint



Light Grey Pearl unfilled joint



Light Grey Pearl Geometric



SIZING

WALLING

Sizes: available in random sizes up to 400mm

Thickness: ranging from 30mm to 50mm

Finish: Rockfaced at the front, sawn all sides and back

*Weight
(kg/m²)*

*Packing Details
(m²/crate)*

120

12

CORNERS

Sizes: available in random sizes up to 400mm

Thickness: ranging from 30-50mm

Shape: L shaped pieces

120

as required



Light Grey Pearl Geometric filled joint



Light Grey Pearl Geometric unfilled joint



Mocca



unfilled joint

SIZING

WALLING

Sizes: available in random sizes up to 400mm

Thickness: ranging from 30mm to 50mm

Finish: Rockfaced at the front, sawn all sides and back

*Weight
(kg/m²)*

120

*Packing Details
(m²/crate)*

12

CORNERS

Sizes: available in random sizes up to 400mm

Thickness: ranging from 30-50mm

Shape: L shaped pieces

120

as required



Olympos



SIZING

WALLING

Sizes: available in random sizes up to 400mm

Thickness: ranging from 30mm to 50mm

Finish: Rockfaced at the front, sawn all sides and back

*Weight
(kg/m²)*

120

*Packing Details
(m²/crate)*

12

CORNERS

Sizes: available in random sizes up to 400mm

Thickness: ranging from 30-50mm

Shape: L shaped pieces

120

as required




Olympos filled joint



Olympos unfilled joint

Pearl White



SIZING

WALLING

Sizes: available in random sizes up to 400mm

Thickness: ranging from 30mm to 50mm

Finish: Rockfaced at the front, sawn all sides and back

*Weight
(kg/m²)*

*Packing Details
(m²/crate)*

120

12

CORNERS

Sizes: available in random sizes up to 400mm

Thickness: ranging from 30-50mm

Shape: L shaped pieces

120

as required



Pearl White filled joint



Pearl White unfilled joint

Pinko



SIZING

WALLING

Sizes: available in random sizes up to 400mm

Thickness: ranging from 30mm to 50mm

Finish: Rockfaced at the front, sawn all sides and back

*Weight
(kg/m²)*

*Packing Details
(m²/crate)*

120

12

CORNERS

Sizes: available in random sizes up to 400mm

Thickness: ranging from 30-50mm

Shape: L shaped pieces

120

as required



Pinko filled joint

A close-up photograph of a stone wall. The stones are irregular in shape and color, ranging from dark grey to reddish-brown. The joints between the stones are filled with a light pink mortar, which is visible as a consistent, slightly textured background between the stone pieces.



Pink unfilled joint

A close-up photograph of a stone wall, similar to the one on the left. The stones are irregular in shape and color, ranging from dark grey to reddish-brown. The joints between the stones are unfilled, showing the natural texture and color of the stone surfaces, which appear more rugged and weathered.

Pouro



unfilled joint

SIZING

WALLING

Sizes: available in random sizes up to 400mm

Thickness: ranging from 30mm to 50mm

Finish: Rockfaced at the front, sawn all sides and back

*Weight
(kg/m²)*

120

*Packing Details
(m²/crate)*

12

CORNERS

Sizes: available in random sizes up to 400mm

Thickness: ranging from 30-50mm

Shape: L shaped pieces

120

as required



Stone Crow



SIZING

WALLING

Sizes: available in random sizes up to 400mm

Thickness: ranging from 30mm to 50mm

Finish: Rockfaced at the front, sawn all sides and back

*Weight
(kg/m²)*

*Packing Details
(m²/crate)*

120

12

CORNERS

Sizes: available in random sizes up to 400mm

Thickness: ranging from 30-50mm

Shape: L shaped pieces

120

as required



Stone Crow filled joint

A close-up photograph of a stone wall where the joints between irregular, dark grey stones are filled with a thick, light tan mortar. The mortar is applied in a way that creates a distinct, slightly recessed channel around each stone, highlighting the individual pieces.



Stone Crow unfilled joint

A close-up photograph of a stone wall where the joints between irregular, dark grey stones are left unfilled. The stones are tightly packed, but the gaps between them are visible as dark, recessed lines, creating a more rugged and natural appearance.

Thassos



unfilled joint

SIZING

WALLING

Sizes: available in random sizes up to 400mm

Thickness: ranging from 30mm to 50mm

Finish: Rockfaced at the front, sawn all sides and back

*Weight
(kg/m²)*

120

*Packing Details
(m²/crate)*

12

CORNERS

Sizes: available in random sizes up to 400mm

Thickness: ranging from 30-50mm

Shape: L shaped pieces

120

as required



Thassos Geometric

SIZING

Weight
(kg/m²)

Packing Details
(m²/crate)

WALLING

Sizes: available in random sizes up to 400mm

Thickness: ranging from 30mm to 50mm

Finish: Rockfaced at the front, sawn all sides and back

120

12



Weight
(kg/m²)

Packing Details
(m²/crate)

CORNERS

Sizes: available in random sizes up to 400mm

Thickness: ranging from 30-50mm

Shape: L shaped pieces

120

as required





Thassos Geomteric filled joint



Thassos Geometric unfilled joint





contact us

South Australia

AMS Surfaces Mile End Showroom

333 South Road, Mile End, SA 5031

Telephone: +61 8 8352 1265

AMS Surfaces + Adelaide Marble Head Office

122 South Terrace, Wingfield, SA 5013

Telephone: +61 8 8345 1842

enquiries@adelaidemarble.com.au

amssurfaces.com.au

Northern Territory

AMS Surfaces Darwin Showroom

8/23 Tannadice Street, Winnellie, NT 0820

Telephone: +61 8 8345 1842